



FULL PRODUCT CATALOGUE

Industrial, Garage, Blinds

The Home of Motors & Controls



The Home of Motors & Controls

CONTENTS

Motors & Controls for Industrial Doors

SECTION	PAGE
Ellard Direct Drive Motors	4
Digital Direct Drive Motors (Marantec)	20
High Speed Motors	30
Flange Mounted Motors	40
Sectional Door Drives	50
Tube Motors for Roller Shutters	66
Control Panels for Tube Motors	73
JM Fire Doors and Rolling Door Motors	88

Motors & Controls for Garage Doors

SECTION	PAGE
Control Panels for Roller Garage Doors	114
Tube Motors for Roller Garage Doors	118

Motors & Controls for Blinds

SECTION	PAGE
Motors for Roller Blinds	129
Motors for Pleated/ Roman/ Venetian Blinds	139
Smart Home Controls	140

ELLARD

Motors & Controls for Industrial Doors

SMART AUTOMATION AT
ELLARD

Tubular Motors

PRODUCT	DESCRIPTION	PAGE
ED45/40-50	40 / 50Nm Tubular Motor with a 45mm diameter body.	68
ED59/80-100 DP59/150-180	80 / 100Nm Tubular Motor with a 59mm diameter body. 150 / 180Nm Tubular Motor with a 59mm diameter body.	69
HA2/230	230Nm Tubular Motor with a 92mm diameter body.	70
HA2/350	350Nm Tubular Motor with a 92mm diameter body.	71
GR45/50 GR59/100-140	50Nm Tubular Motor with a 45mm diameter body. 100 / 140Nm Tubular Motor with a 59mm diameter body.	72

Control Panels

GENSIS	Control for Tubular Motors Max 150Nm.	73
DC2	Control for Tubular Motors Max 350Nm.	74
EASY FIT	Control for Tubular Motors Max 350Nm.	75
EASY GROUP	Control for Tubular Motors Max 150Nm.	76
SIMPLE	Control for Tubular Motors Max 350Nm.	77

Safety Brakes

SAFETY BRAKES	For door weight ranging from 206kg to 3665kg.	78
---------------	---	----

Accessories

ACCESSORIES	Safety edges, photocells, light curtains transmitters, power supplies.	84
-------------	--	----

Switches and Push-Buttons

SWITCHES AND PUSH-BUTTONS	Single to four option push-buttons and keyswitches.	86
---------------------------	---	----



Motors & Controls for Industrial Doors

Ellard has an extensive range of highly durable and quality tube motors for commercial, industrial and domestic use. With a large collection of multiple sized tube motors, Ellard can provide the perfect solution for your door. Complete with numerous sizes of adaptors, you can rely on Ellard for a tubular motor suited to every roller shutter.

All our Tubular Motors come with a warranty period of either 2 or 5 years dependant on the range purchased.





TUBE MOTORS
FOR SHUTTERS

ED45/40 - 50



40 - 50Nm Tubular Motor with a 45mm diameter body.

Adaptors suitable for the ED45 motors range from 60mm to 102mm.




MODEL	CODE	TORQUE	VOLTS	BODY (MM)	RPM	POWER (W)	AMPS	RATING	IP RATING	OVERRIDE
ED45/40M	11379	40Nm	230v/1ph/50Hz	45	15	198	0.86	4 MINS	IP44	MANUAL
ED45/50M	11316	50Nm	230v/1ph/50Hz	45	12	205	0.89	4 MINS	IP44	MANUAL
ED45/50W	11320	50Nm	230v/1ph/50Hz	45	12	205	0.89	4 MINS	IP44	NONE


ADD-ONS



WARM PLATE
CODE: 11350



DROP-IN BRACKET
CODE: 11376



STAR BRACKET
CODE: EMDZ04



EYELET
CODE: 12009



EXTENSION CRANK
CODE: 11332



LIMIT TOOL
CODE: EMD530A

ADAPTORS



57MM OCTAG
CODE: 11334



67MM OCTAG
PLASTIC
CODE: 11331



67MM OCTAG
METAL
CODE: 11352



85MM DEPRAT
CODE: 11335



93MM ROUND
CODE: 11369



97MM ROUND
CODE: 11344



ZF80
CODE: 11388

ED59/80 - DP59/180



80 - 180Nm Tubular Motor with a 59mm diameter body.

Adaptors suitable for the ED/DP59 motors range from 70mm to 102mm.




MODEL	CODE	TORQUE	VOLTS	BODY (MM)	RPM	POWER (W)	AMPS	RATING	IP RATING	OVERIDE
ED59/80M	11380	80Nm	230v/1ph/50Hz	59	15	330	1.43	4 MINS	IP44	MANUAL
ED59/100M	11362	100Nm	230v/1ph/50Hz	59	12	345	1.54	4 MINS	IP44	MANUAL
ED59/100V	11323	100Nm	230v/1ph/50Hz	59	12	345	1.54	4 MINS	IP44	NONE
DP59/150M	11386	150Nm	230v/1ph/50Hz	59	10	330	1.74	4 MINS	IP44	MANUAL
DP59/150V	11387	150Nm	230v/1ph/50Hz	59	10	330	1.74	4 MINS	IP44	NONE
DP59/180M	11390	180Nm	230v/1ph/50Hz	59	7	345	2.33	4 MINS	IP44	MANUAL

ADD-ONS



WARM PLATE
CODE: 11350



DROP-IN BRACKET
CODE: 11376



STAR BRACKET
CODE: EMDZ04



EYELET
CODE: 12009



EXTENSION CRANK
CODE: 11332



LIMIT TOOL
CODE: EMD530A

ADAPTORS



67MM OCTAG
CODE: 11339



67MM OCTAG
METAL
CODE: 11352



85MM DEPRAT
CODE: 11338



93MM ROUND
ALUMINIUM
CODE: 11360



93MM ROUND
STEEL
CODE: 11360ST



96MM ROUND
CODE: 11374



97MM ROUND
CODE: 11361



ZF80
CODE: 11389

HA2/230



230Nm Tubular Motor with a 92mm diameter body.

Adaptors suitable for the HA2 motors range from 94mm to 128mm.



MODEL	CODE	TORQUE	VOLTS	BODY (MM)	RPM	POWER (W)	AMPS	RATING	IP RATING	VERRIDE
HA2/230	11426/27	230Nm	230v/1ph/50Hz	92	12	570	2.47	4 MINS	IP44	MANUAL

ADD-ONS



LIMIT TOOL
CODE: EMD530A



EXTENSION CRANK
CODE: 11333

ADAPTORS



93MM ROUND
CODE: 11435



97MM ROUND
CODE: 11436



120MM ROUND
CODE: 11431



124MM ROUND
CODE: 11432



128MM ROUND
CODE: 11433

HA2/350



350Nm Tubular Motor with a 92mm diameter body.

Adaptors suitable for the HA2 motors range from 94mm to 134mm.



MODEL	CODE	TORQUE	VOLTS	BODY (MM)	RPM	POWER (W)	AMPS	RATING	IP RATING	OVERRIDE
HA2/350	11430	350Nm	230v/1ph/50Hz	92	6	670	2.9	5 MINS	IP44	MANUAL

ADD-ONS



LIMIT TOOL
CODE: **EMD530A**



EXTENSION CRANK
CODE: **11333**

ADAPTORS



93MM ROUND
CODE: **11440**



97MM ROUND
CODE: **11441**



120MM ROUND
CODE: **11437**



124MM ROUND
CODE: **11438**



128MM ROUND
CODE: **11439**



134MM ROUND
CODE: **11444**



Ellard House, Floats Road, Manchester, M23 9WB
Telephone: 0161 945 4561
E-mail: sales@ellard.co.uk

www.ellard.co.uk